

Mobile.Design Creator .design



Professional

Create branded design for mobile devices.



How it works

<http://creator.design/creator>



Professional

Mobile.Design  Creator .design

Create branded design for Phones, Tablets and Watches.

Make icons, touch icons, favicons, launch screen, splash screen, startup screen, digital wallpapers and test screen images for iOS and Android mobile devices.


The 
Creator

Build a complete brand image on all your customer's mobile devices.

Design branded mobile screen images for your customers to add their brand design to all their organisation's mobile devices.

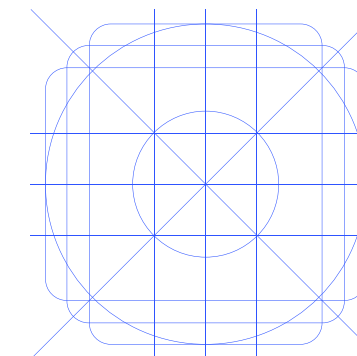


Let's get to work!
Start Creating!





iOS [+] Android
Graphic digital design for mobiles. Perfectly done.





Create Icons. iOS and Android

All icons formats will be saved with required name and dimensions. Just place your design and save.

* Mobile.Design[+]Creator uses features such as smart symbols, smart objects, saving or exporting automatically to required size and name. To use these features, it is necessary to use the Adobe Illustrator or Photoshop software.

Adobe Illustrator .ai template. Edited in Adobe Illustrator CS6 works with various versions of Adobe Illustrator.

The editable .ai template will automatically save the icons with required name and dimensions.

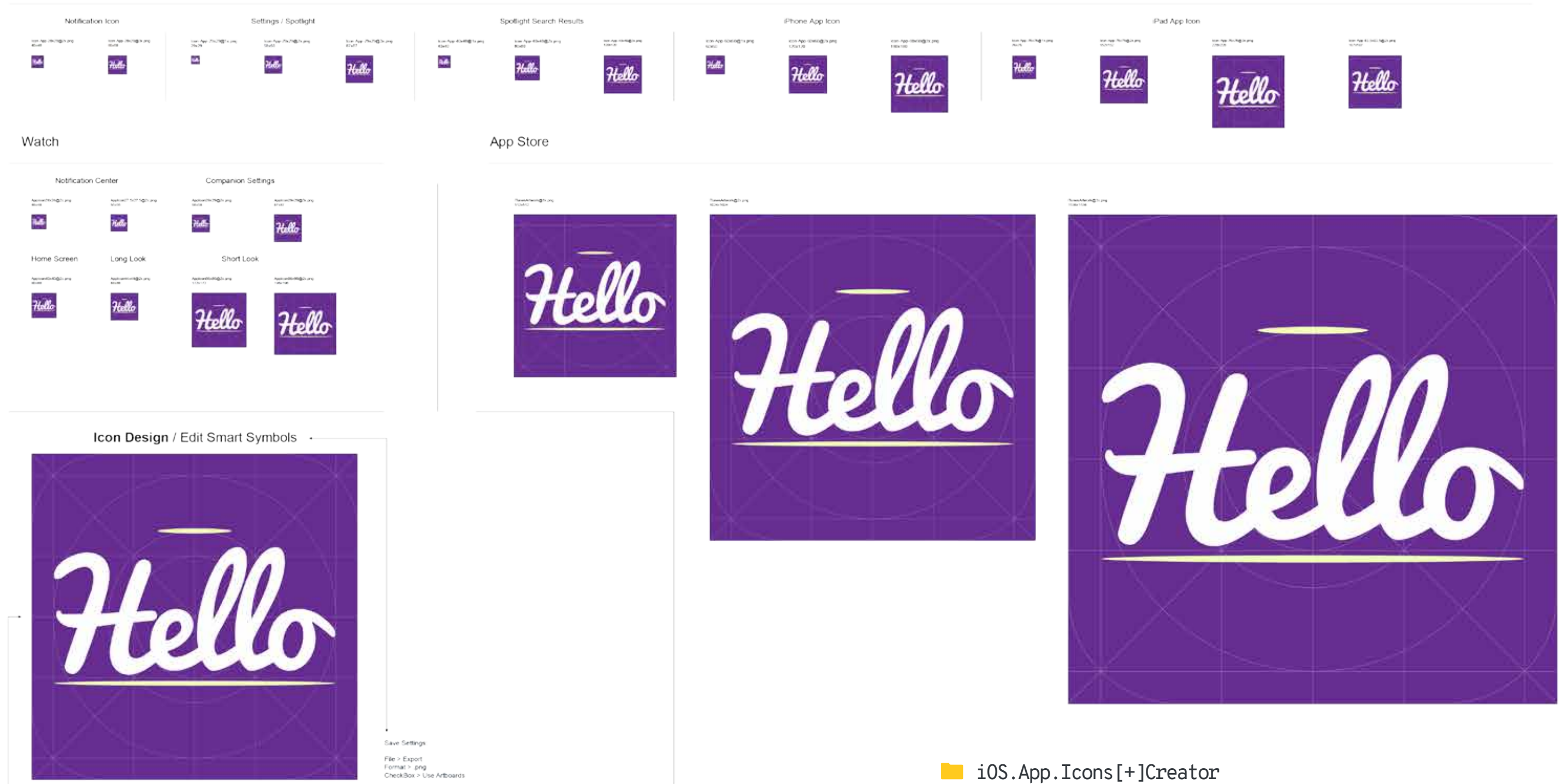
1. Icon Design / Edit Smart Symbol – that will propagate to all other dimensions.
Double click to edit symbol / Edit – Icon Design and Background Color. Replace the Symbol with your design.
2. Save Settings for .ai Adobe Illustrator:
File > Export
Format > .png
CheckBox > Use Artboards
All icons formats will be saved automatically with required name and dimensions.

Adobe Photoshop .psd template. Edited in Adobe Photoshop CS6 works with various versions of Adobe Photoshop.

The editable .psd template will automatically save the icons with required name and dimensions.

1. Icon Design / Edit Smart Object – that will propagate to all other dimensions.
Double click EDIT DESIGN layer thumbnail to Edit Smart Object EDIT DESIGN. Replace the Smart Object with your design.
2. Save Settings for .ai Adobe Photoshop:
File > Save for Web
Format > Images Only
Settings > Default Settings
Slices > All User Slices
All icons formats will be saved automatically with required name and dimensions.



That's it.



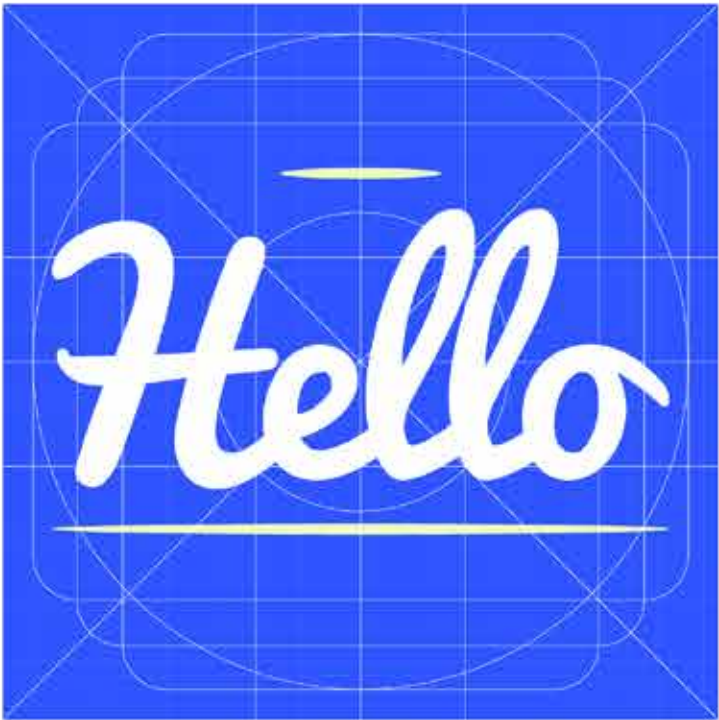
📁 iOS.App.Icons[+]Creator

Create Icons iOS

Icons will be saved with required name and dimensions.
Just place your design and save.



Icon Design / Edit Smart Symbols



Save Settings
File > Export
Format > .png
CheckBox > Use Artboards

Double click to edit symbol
Edit - Icon Design

Double click to edit symbol
Edit - Backgrounds Color



Android.App.Icons[+]Creator

Create Icons Android

Icons will be saved with required name and dimensions.
Just place your design and save.

Create Launch Screen Splash Screen Startup Screen Wallpapers / Backgrounds for iOS and Android mobile devices.

All design formats will be saved with required name and dimensions.

-  iOS.Branded.Screens[+]Creator – Create branded digital design, iOS mobile devices.
-  Android.Branded.Screens[+]Creator – Create branded digital design, Android mobile devices.

Simple to use [+] Impressive when used.

Select and place created screen image that fit the device screen size.

Use the [\[+\]Phone.Screen.Sizes.pdf](#) to find screen dimensions for popular smart phones and mobile devices.

Send the screen image to mobile device, using messages apps or by email.

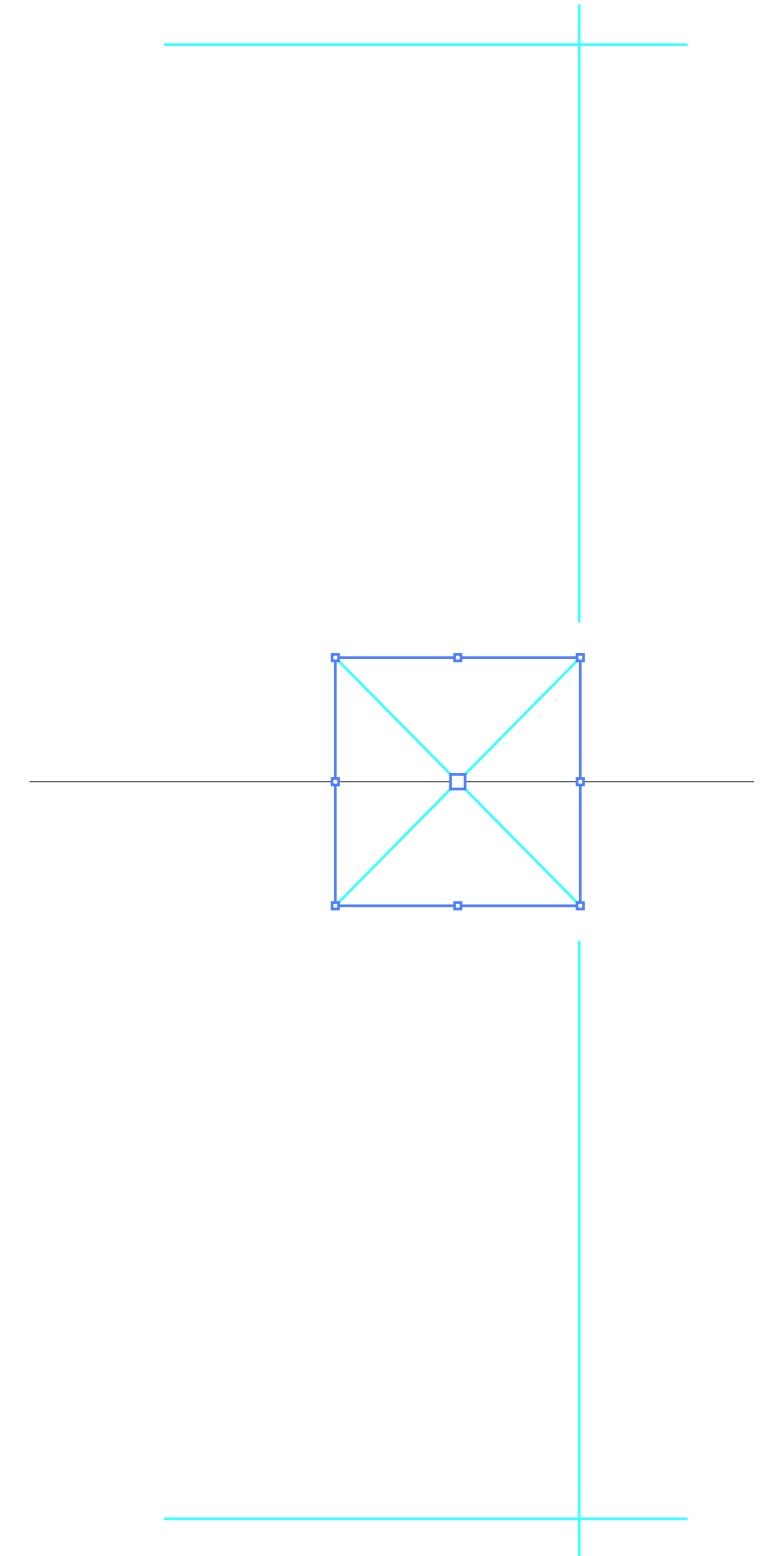
Save the screen image, locally, on mobile device.


Go to device's settings / wallpaper and place the image as new wallpaper. (lock screen / home screen).

Tips. Play. Invent.

Create branded screen images with organisation's brand identity for all your customers.

Create launch screen images for websites.





Create iOS wallpapers in Still or Perspective

Create Wallpaper images in Still or Perspective for iOS mobile devices

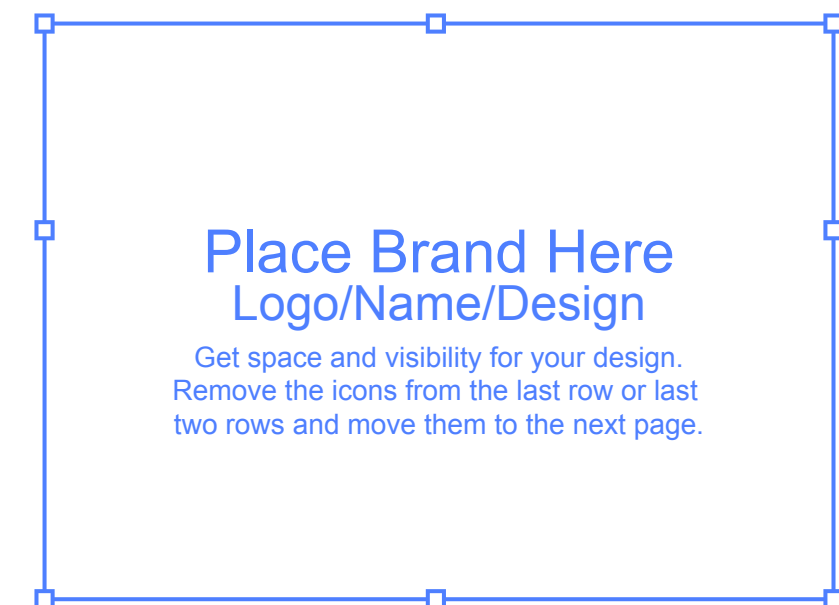
- 📁 iOS.Launch.Splash.Startup.Still.Wallpaper.Screens[+]Creator
- 📁 iOS.Perspective.Wallpaper.Screens[+]Creator

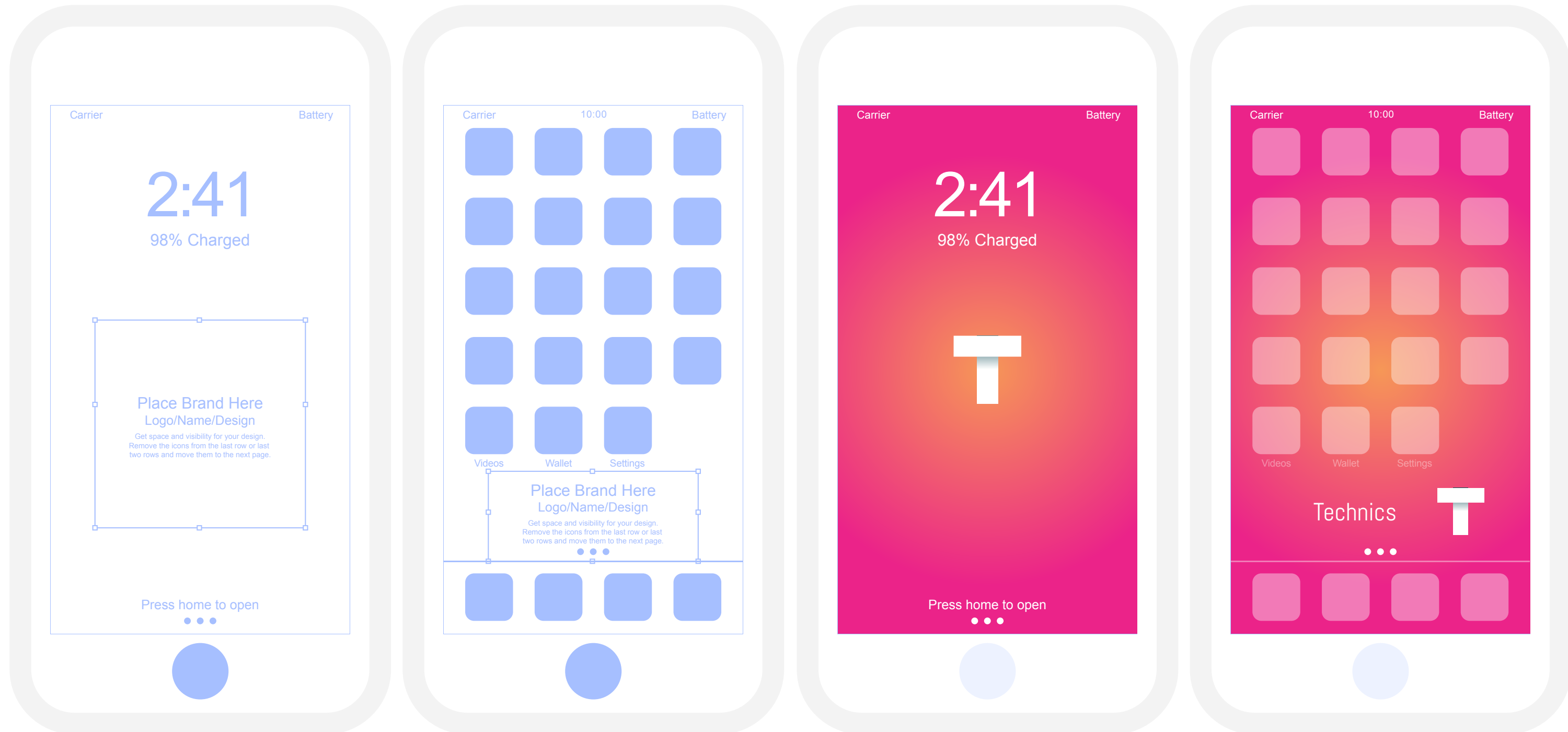
Tips

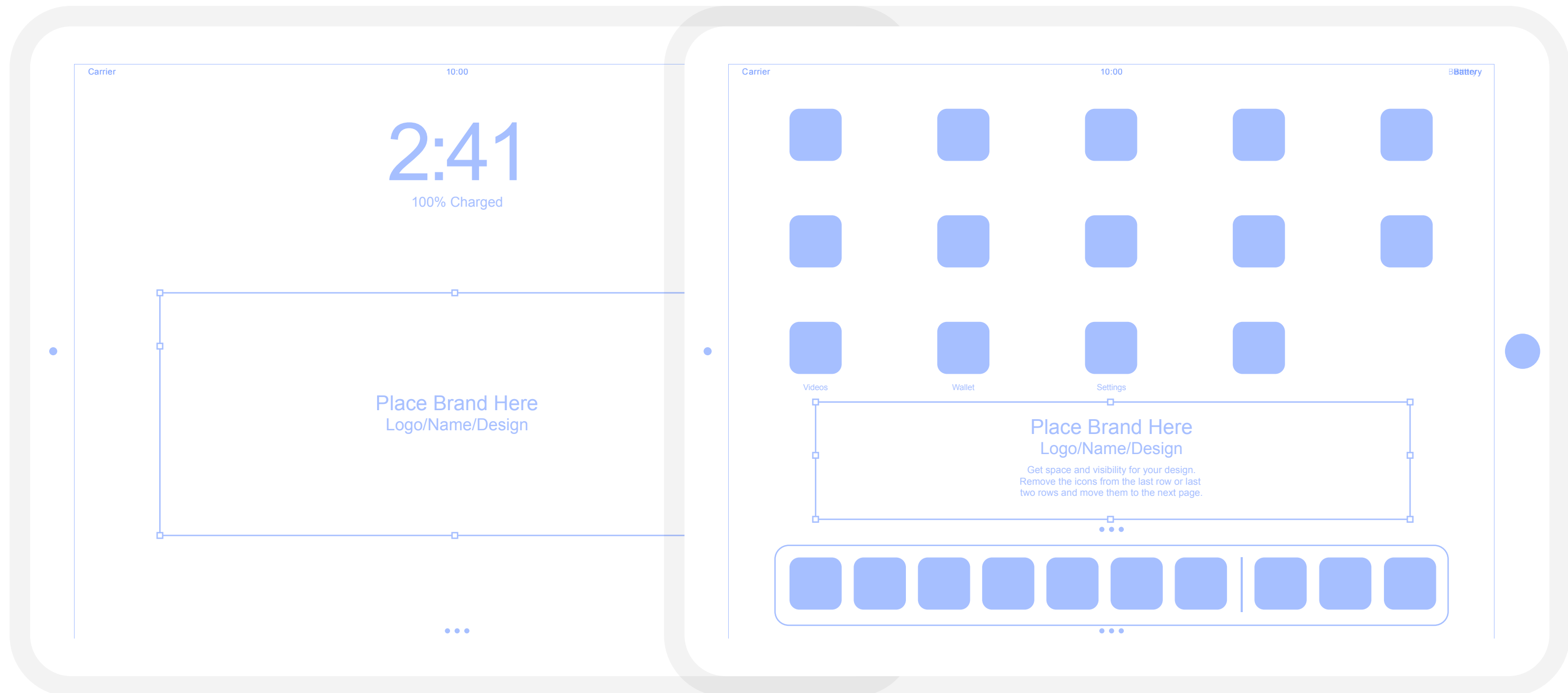
Place the brand design in the corresponding displayed space, drawn to precise dimensions, to keep the brand image visible from the other functional UI elements of the phone.


Get space and visibility for your design.

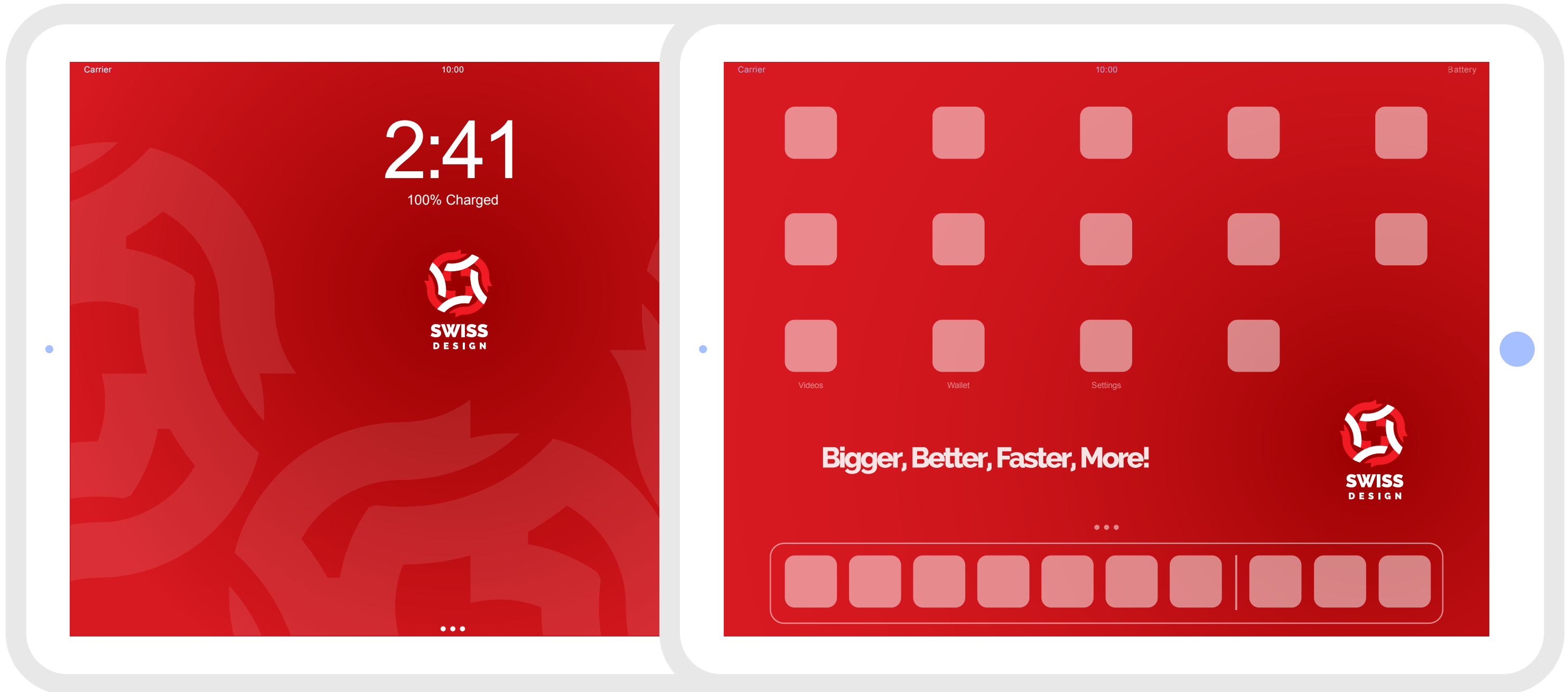
Remove the icons from the last row or last two rows and move them to the next page.













Test screen images for mobile devices. Create branded test screen or use our ready made.

 Test.Screen.Mobile

Tips

Simple to use **[+] Impressive when used.**

Select and place a screen test image that fit the device screen size.

Use the **[+]Phone.Screen.Sizes.pdf** to find screen dimensions for popular smart phones and mobile devices.

Send the screen test image to tested device, using messages apps or by email.

Save the screen test image, locally, on tested device.

Use an image viewer app or device default photos image app to view the screen test image. Set the image size at full screen size.


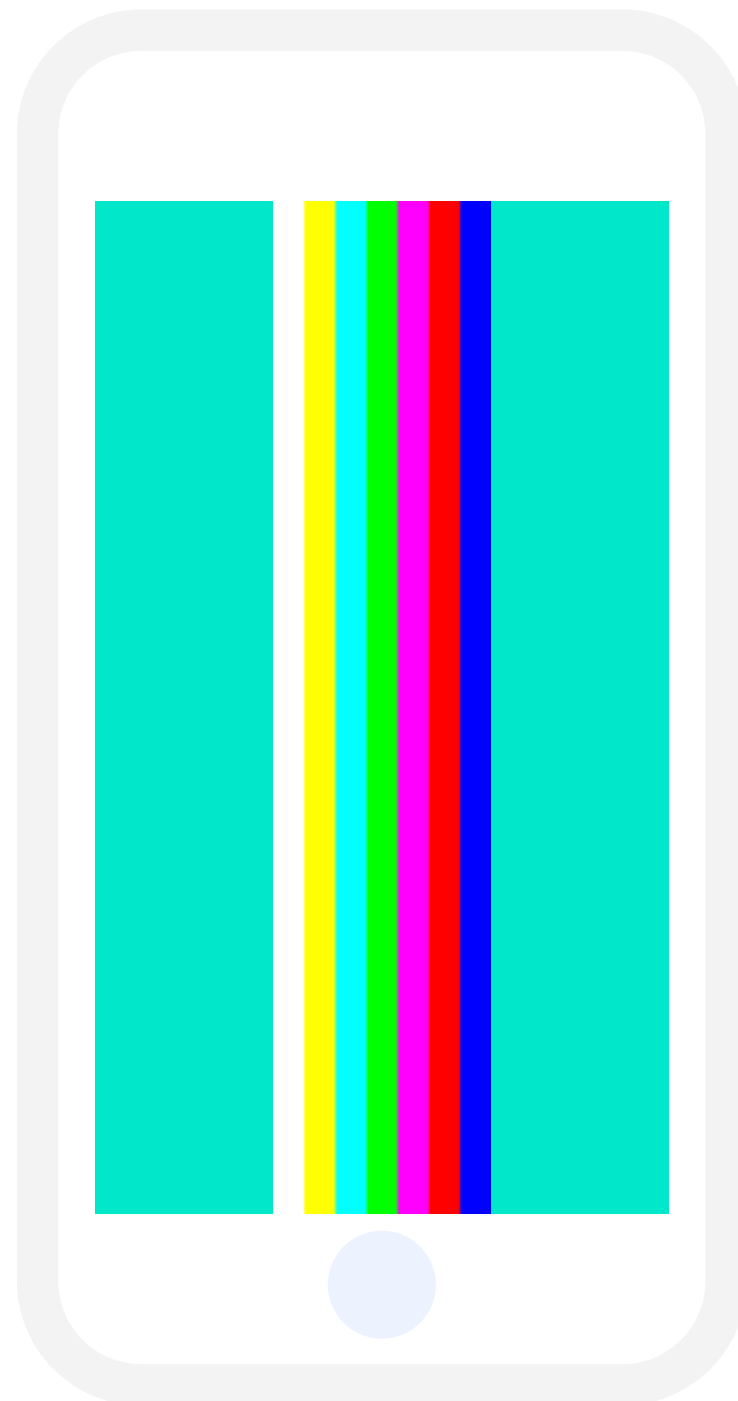
Tips. Play. Invent.

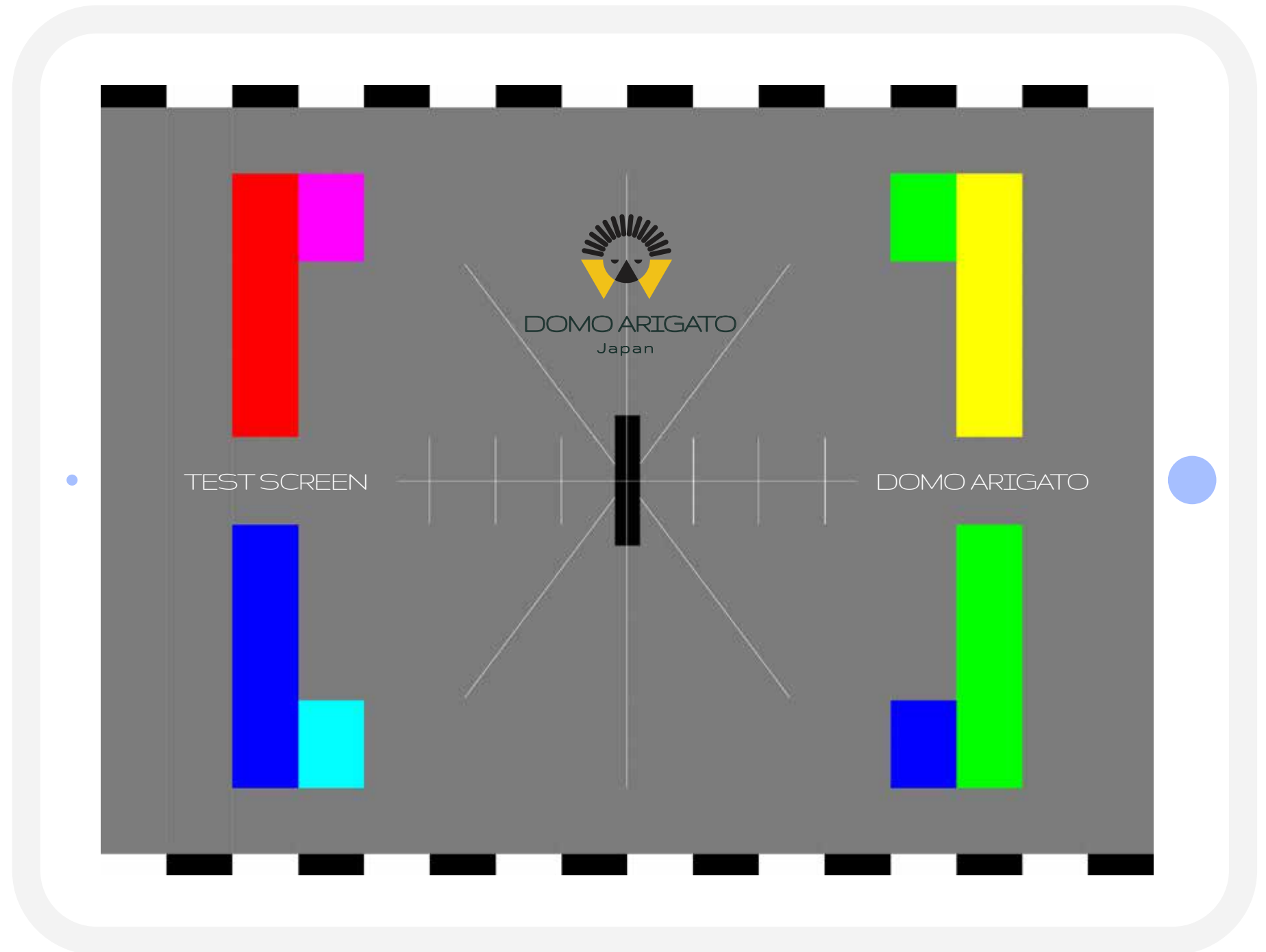

Create branded screen test image and use it as wallpaper background for your mobile devices.


Create screen test images branded with organisation's brand identity for all your customers.

Test any new mobile device with **Mobile.Test.Screen.Full.Color** screen test images.









Universal files

EPS

Ai

SVG

PDF

Ps

PNG

JPG

The   
Creator

The Creator

The best and the most useful graphic design resources,
templates and layouts, modularly designed.

<http://creator.design/creator>



Unleash your creativity.

The 
Creator

<http://creator.design/creator>



<http://creator.design>

